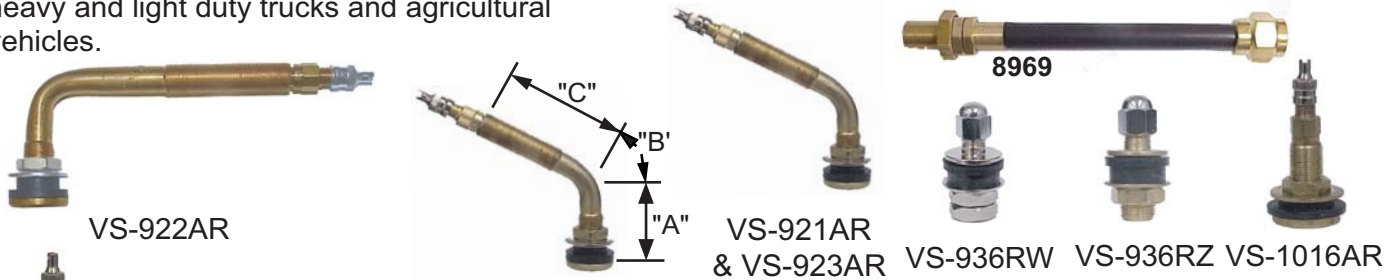


Standard & large bore valves are designed to provide fast and convenient inflation and deflation of various tire sizes. Typical applications include off-highway vehicles, heavy and light duty trucks and agricultural vehicles.

Standard & Large Bore Valves - Off Road Vehicles



Dill #	TR #	Height "A"	Bend "B"	Length "C"	Valve Hole	Part Information
VS-714AR	618A	1.88	-	-	0.62	Air/liquid valve (Made in USA)
VS-714-WZA	618A	1.88	-	2.97		Octagon core housing and screwdriver cap
VS-714-WZD	618A	1.88	-	4.53		Knurled core housing and dome cap
VS-714-P	618A	1.88	-	2.25		Snap-in type air/liquid valve
VS-921AR	621A	-	65°	-	-	Liquid filler valve
VS-922AR	622A	-	90°	-	-	Liquid filler valve, use extension 301A
VS-923AR	623A	-	65°	-	-	Liquid filler valve, use extension 302A
VS-936RW	-	0.56	-	-	.453/.625	Minimum protrusion above rim hole Haltec cross-reference 6008C.
VS-936RZ	-	0.56	-	-	.453/.625	Minimum protrusion above rim hole Haltec cross-reference 6008.
VS-1016AR	619A	1.88	-	-	0.81	Air/liquid valve, removable 6489A

Replacement Parts



Replacement Components

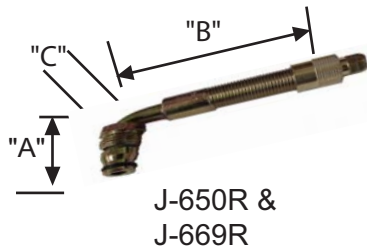
Dill #	Description	TR #	Part Information
265	Hex Nut	HN15	.94 Hex size
301A	Extension	-	90° bend for tube valve application
302A	Extension	-	80° bend for tube valve application
447	Rubber Grommet	RG7	For Tubeless VS-714AR air/liquid valves, fits 0.62 inch rim hole, EPDM
452	Rubber O-ring	RG-67	For 6489A core housing, VS-714, Nitrile
454	Rubber Grommet	RG22	For VS-977 spud, EPDM
457	Rubber O-ring	RG-66	For swivel valve, Nitrile
459	Rubber Grommet	RG-16	for planetary gear valves, EPDM
VS-977	Valve Spud	SP2	0.81 inch valve hole
VS-977P	Rim Hole Plug	-	Plug seal for 0.81 valve hole
6489	Core Housing	CH1	Fits old style TR 218, TR220 valves USA core housing.
6489A	Core Housing	CH3	Standard bore, o-ring seal, Octagon design (knurl also available) USA core housing
CH-3D	Core Housing	CH3	Dill ACP knurled core housing with dome cap
8807	Adapter	AD1	Reduce large bore threads to standard bore. Fits .305.32 valve core thread.
9061	Adapter	AD1	.485.26 threads fit large bore valve to convert to standard bore

Large Bore Swivel Valves

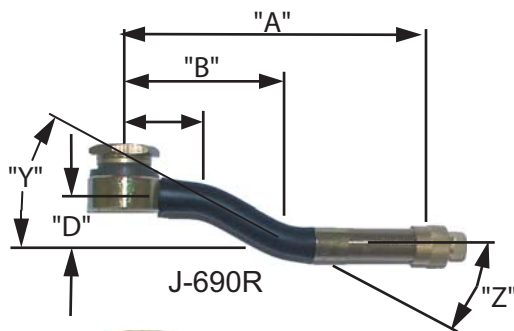
Bundyweld valve stems simplify valve servicing. Protected with neoprene covering, they are easy to mount. Adjustable to any direction and have an o-ring seal. Interchangeable for either tube or tubeless applications.

Large Bore Swivel Valve Stems

Dill #	TR #	Haltec #	Height "A"	Length "B"	Bend "C"
J-650R	J-650	WH-300J1650	1.08	3.12	80°
J-651R	J-651	WH-46J651	1.27	4.69	90°
J-652R	J-652	WH-46J652	1.08	5.50	86°
J-653R	J-653	WH-300J653	1.08	2.50	80°
J-654R	J-654	WH-49J654	1.08	3.12	60°
J-655R	J-655	WH-48J655	1.08	3.12	74°
J-656R	J-656	WH-59J656	2.62	3.69	90°
J-657R	J-657	WH-300J657	1.08	4.00	80°
J-658R	J-658	WH-300K658	1.08	5.50	80°
J-669R	J-669	WH-300J669	1.08	2.50	90°



Turret style non-swivel valves designed to meet special requirements of integral wheel construction, providing the lowest protrusion above the rim surface for maximum drum clearance



Large Bore Planetary Gear Wheel Valves

Dill #	TR #	Haltec #	"A"	"B"	"C"	"D"	"Y"	"Z"
J-690R	J-690	WH-300J690	4.69	2.31	1.25	0.56	28°	28°
J-691R	J-691	WH-330J691	3.31	-	0.62	-	18°	-
J-692R	J-692	WH-330J692	4.69	2.31	1.25	0.56	18°	28°
J-693R	J-693	WH-330J693	5.00	1.69	0.88	0.81	45°	45°



J-691R

J-670R
Tire & Rim Number: J670
Large Bore Threaded Valve



0.482-26 Thread
0.50-20 NF-2 Thread
1.62 Valve Height without Valve Cap

O-ring seal, for single drive wheels.

Specialty Standard Bore Military Valves



VS-1072



VS-1090

Turret style non-swivel valves, designed to meet requirements of military carriers.